

**Junior
tech**
challenge

The practical
side of
science and
tech





READY, SET, ROLL!

2024-2025 EDITION

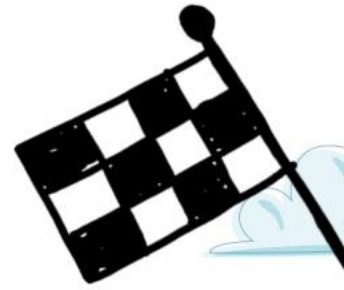




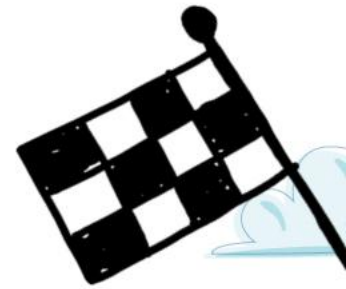
Oh, no! I heard you and your friend just missed the school bus! What are you going to do with all those freshly baked, chewy, delicious cookies?



If I remember correctly... you live at the top of a hill, right? I might have an idea for you!

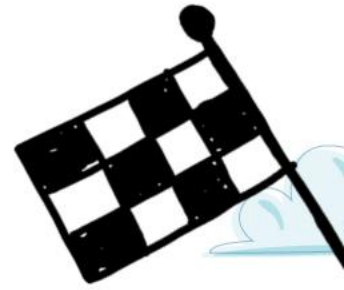



How would you feel about building a rolling prototype that will travel downhill and stop right at the door of one of the three main entrances of your school?





Your classmates and your teacher are counting on you to deliver your cookies in time for recess! And I'm counting on you too, because I also might be hungry by then!





READY, SET,
ROLL!
2024-2025 EDITION



To design a prototype of a vehicle that will go down an inclined plane and stop as close to a target as possible.





Summary* of Rules - Construction



- 2.1 The maximum dimensions of the prototype are 50 cm x 50 cm at all times.
- 2.2 The chassis of the prototype must be designed using a cardboard container or a plastic bottle.
- 2.3 The wheels and axles must be made only of common, everyday circular objects.
- 2.5 Only the wheels may touch the ground or the inclined plane.

**WARNING: This presentation mentions only some of the rules. Consult the website for the complete list!*





Summary* of Rules - Competition



- 3.1 Prototypes and all their components must be inspected before the competition.
- 3.3 The competition consists of two rounds. The team must reach a different target for each of the two rounds.
- 3.5 In each round, teams have 30 seconds to set up their prototype anywhere on the inclined plane.
- 3.7 At the starting signal, the team must **release** the prototype. Pushing is prohibited.

**WARNING: This presentation mentions only some of the rules. Consult the website for the complete list!*



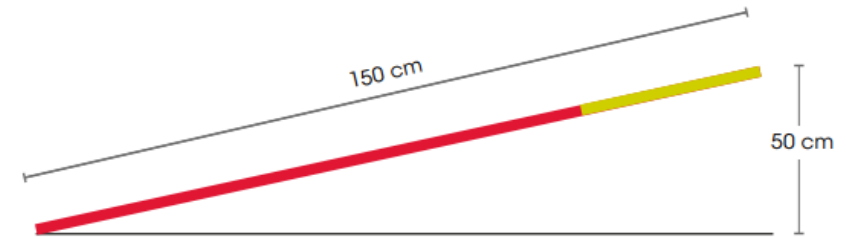
INCLINED PLANE

The inclined plane will be made of a board (150 cm long x 50 cm wide) resting on two cardboard boxes.

Top view

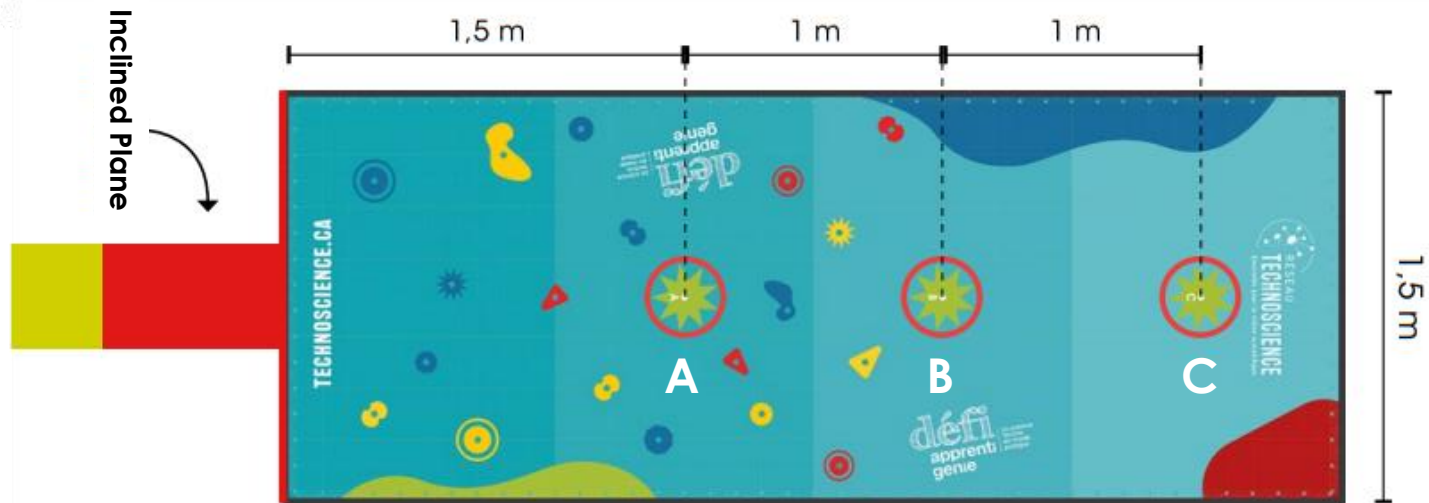



Side view



THE TARGETS

The targets will be positioned on the ground. The first target (A) will be 1.5 m from the inclined plane, followed by the other targets (B and C) which will be 1 m apart.





Scoring for each round is calculated as follows:

$$100 - D$$

d: distance (in cm) between the center of the target and the ground contact of the wheel closest to the target.

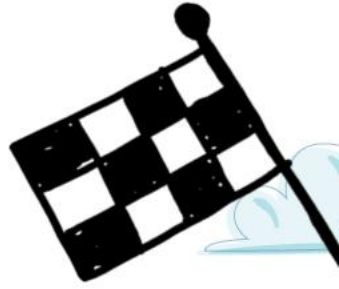
The team with the most points after both rounds will be the winner!





You now have everything you need to complete the Junior Tech Challenge!

Good luck and...



défi apprenti génie

La science
techno
en mode
pratique



ENJOY THE CHALLENGE!



TECHNOSCIENCE.CA